

Janet T. Mills
Governor

Sara Gagné-Holmes
Acting Commissioner



Maine Department of Health and Human Services
Maine Center for Disease Control and Prevention
11 State House Station
286 Water Street
Augusta, Maine 04333-0011
Tel; (207) 287-8016; Fax (207) 287-2887
TTY: Dial 711 (Maine Relay)

Maine Immunization Program
Tel. (207) 287-3746
Fax (207) 287-8127

2022 Child Care Facility Immunization Rate Assessment Report

The Maine Immunization Program conducts an annual immunization assessment of licensed State of Maine Child Care Facilities. Rules pursuant to 10-148 Chapter 32, Section XVII: Health/Medical require that each facility have on file, within thirty (30) days of the child's first admission to the facility, and updated annually thereafter, a Certificate of Immunization which clearly illustrates each child's present immunization status. Dates of immunization (month/day/year) and vaccine type shall be on file for each of the following vaccine-preventable disease:

- Measles
- Mumps
- Rubella
- Diphtheria
- Pertussis
- Polio
- Tetanus
- Haemophilus influenzae Type b
- Varicella
- Hepatitis A
- Hepatitis B
- Pneumococcal conjugate

No child shall be required under this rule to have any such immunization if the child's physician submits documentation that immunization against one or more of the diseases is medically inadvisable. A written statement must be included in the record of any child for whom such an exemption is being claimed.

The 2022 Child Care Facility Immunization Survey was conducted online from October to December of 2022 on all facilities having children enrolled who are 2 years of age or more, but not yet attending kindergarten. The vaccination data reported by all facilities was analyzed and a summary table generated for all results (Table 1) by vaccine type and State of Maine County.

Immunization is the most effective and efficient way to ensure that children and their family members, particularly those who are immunocompromised, are protected against these vaccine preventable diseases. This is perhaps one of the most important reasons why it would be advantageous for facilities to meet all requirements of the Child Care Facility Immunization law and to help reach the goal of the Maine Immunization Program to bring the State vaccine coverage rate for each of these vaccines to 100%.

Table 1: 2022 Immunization and Exemption Rates by County

Childcare Facility Immunization Coverage Levels with Individual Vaccines and Series, State and Counties - 2022									
Counties	# of Children Assessed	DTaP	Polio	HepB	Hib	PCV	MMR	VAR	HepA
MAINE STATE TOTAL	11,180	97.5%	97.6%	97.0%	97.0%	96.9%	96.6%	95.7%	95.0%
STATE Medical Exemption Rates		0.3%	0.3%	0.4%	0.3%	0.4%	0.3%	0.4%	0.5%
Androscoggin	971	96.9%	96.8%	96.3%	95.5%	96.5%	95.9%	94.6%	94.3%
Aroostook	468	95.9%	96.4%	95.5%	96.4%	95.7%	95.1%	95.3%	93.6%
Cumberland	3072	96.8%	97.5%	96.6%	96.6%	96.9%	96.5%	96.0%	94.9%
Franklin	52	100.0%	100.0%	100.0%	100.0%	100.0%	100.0%	100.0%	100.0%
Hancock	420	97.9%	97.6%	96.4%	96.9%	96.0%	96.2%	95.2%	90.5%
Kennebec	1450	99.3%	99.3%	98.6%	99.0%	97.9%	98.1%	97.4%	97.0%
Knox	573	97.0%	97.0%	96.9%	97.0%	96.5%	95.1%	95.3%	93.9%
Lincoln	247	98.0%	88.3%	92.3%	93.1%	94.3%	97.2%	82.2%	92.3%
Oxford	215	99.5%	100.0%	100.0%	100.0%	99.5%	99.5%	99.5%	99.5%
Penobscot	1199	97.2%	98.0%	98.3%	98.2%	97.7%	96.1%	94.5%	94.6%
Piscataquis	66	95.5%	97.0%	95.5%	97.0%	97.0%	97.0%	97.0%	97.0%
Sagadahoc	348	97.7%	98.0%	97.1%	97.1%	97.1%	95.1%	94.5%	94.8%
Somerset	313	99.0%	98.7%	99.4%	98.7%	98.1%	97.8%	98.1%	98.1%
Waldo	358	95.0%	96.9%	93.0%	93.3%	91.1%	95.5%	95.0%	93.3%
Washington	236	99.2%	99.2%	98.7%	98.7%	98.3%	98.7%	98.3%	95.8%
York	1192	98.0%	97.9%	97.0%	96.6%	96.7%	96.8%	96.4%	95.1%

Figure 1: 2022 Child Care Immunization Rates by State of Maine County

Childcare Facility Immunization Coverage Levels with Individual Vaccines -State and Counties, 2022

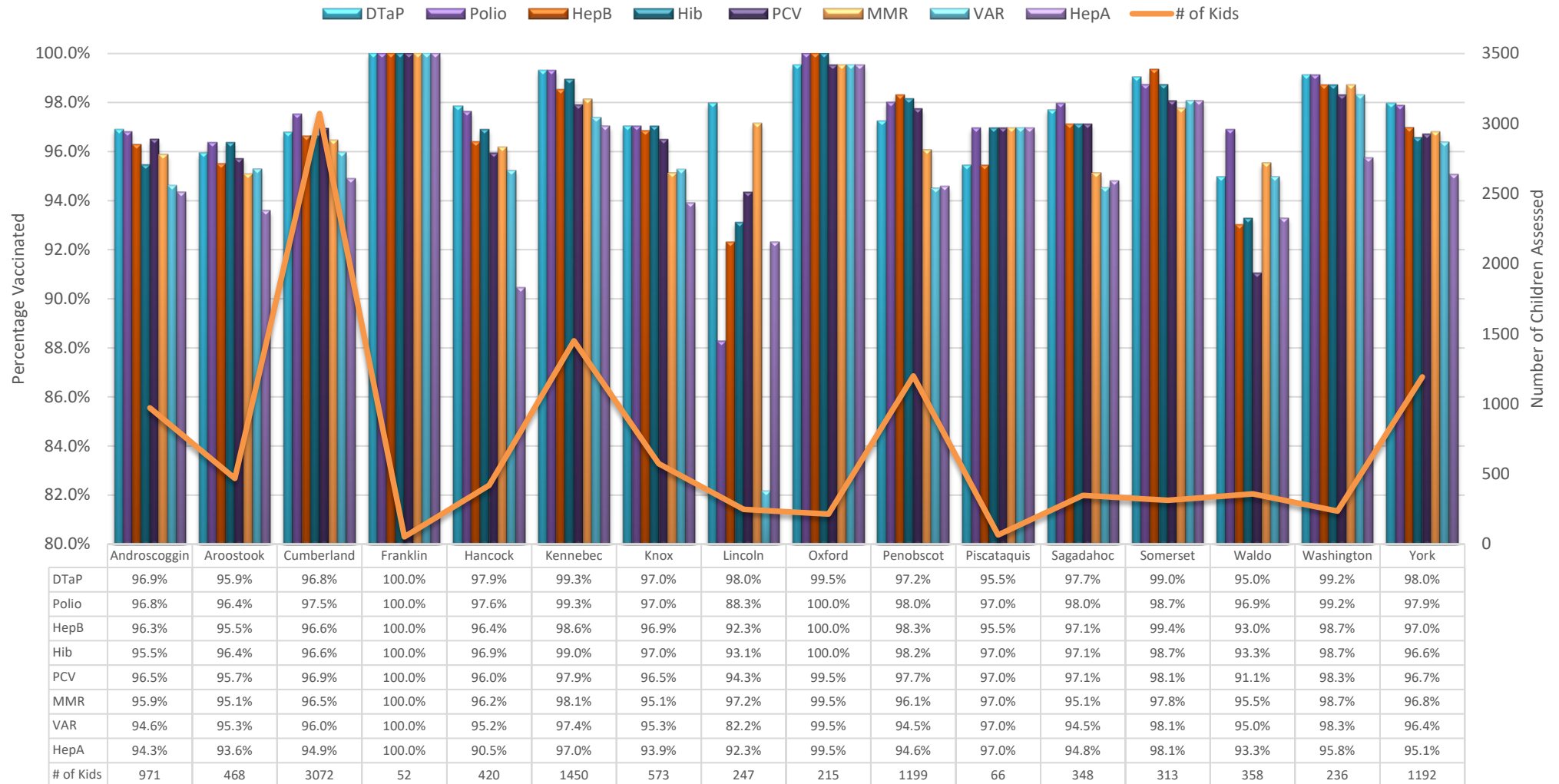


Figure 2: 2022 Child Care Immunization Rates for Androscoggin County

Childcare Facility Immunization Coverage Levels with Individual Vaccines - Androscoggin County, 2022

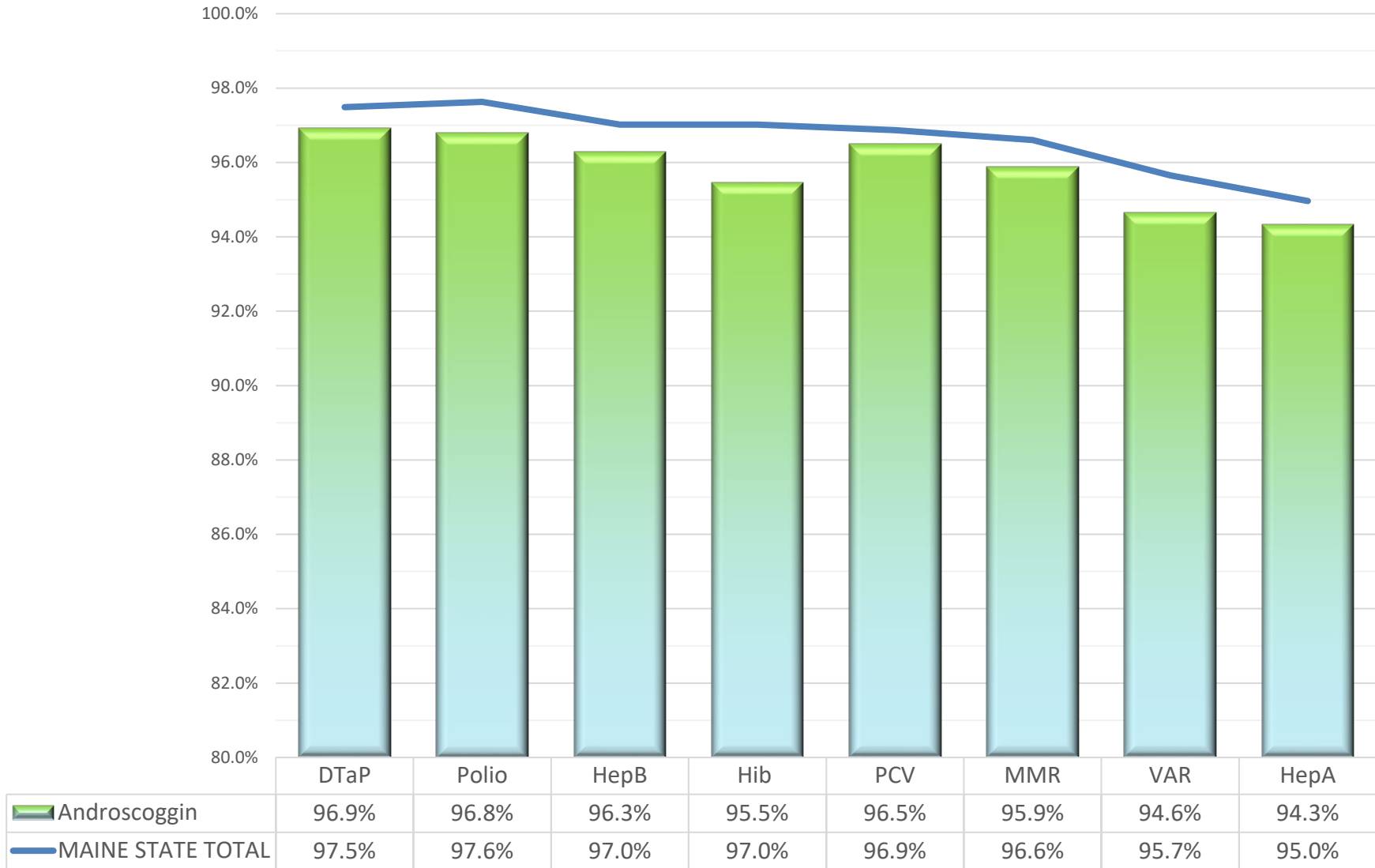


Figure 3: 2022 Child Care Immunization Rates for Aroostook County

Childcare Facility Immunization Coverage Levels with Individual Vaccines - Aroostook County, 2022

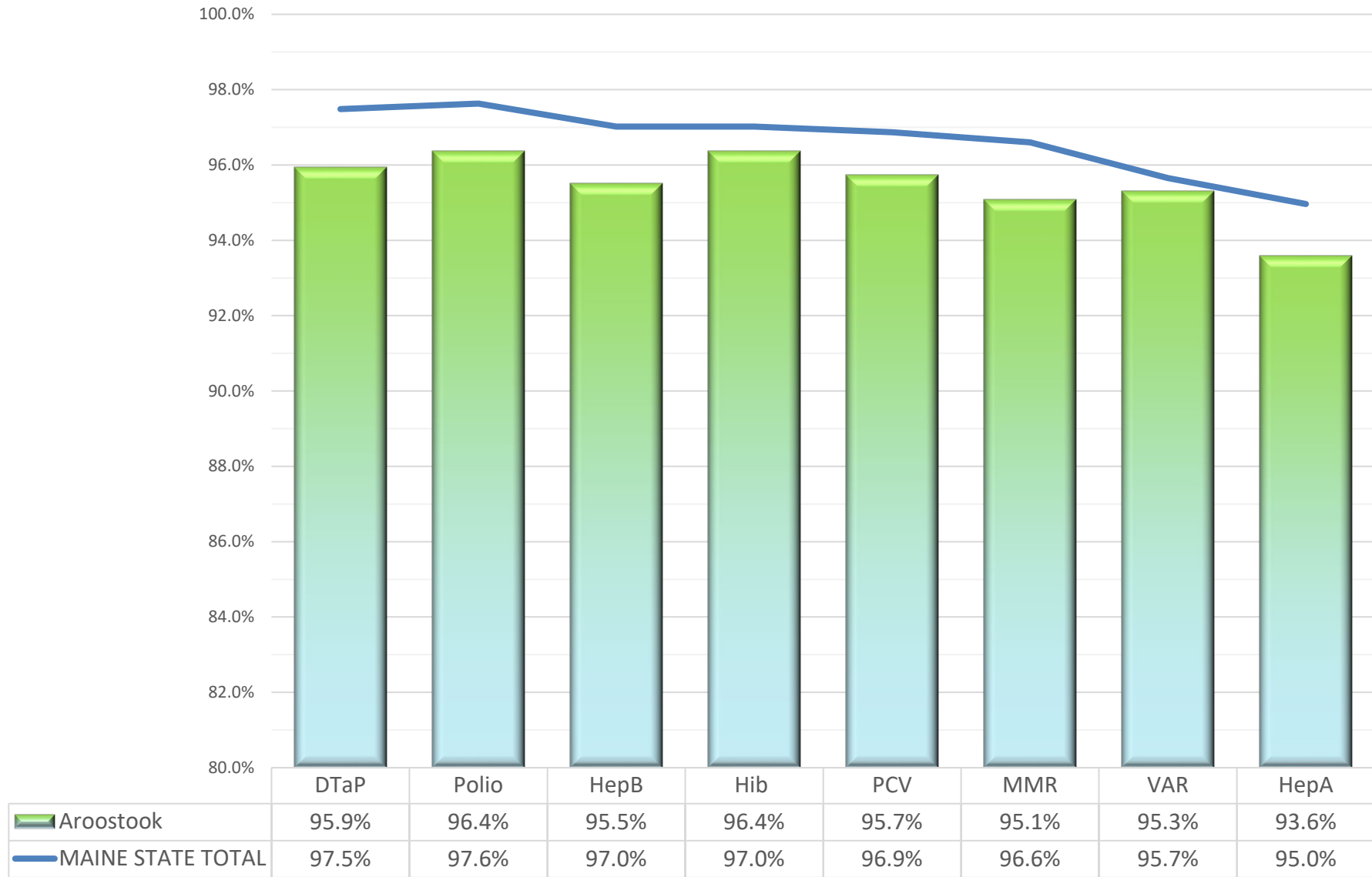


Figure 4: 2022 Child Care Immunization Rates for Cumberland County

Childcare Facility Immunization Coverage Levels with Individual Vaccines, Cumberland County, 2022

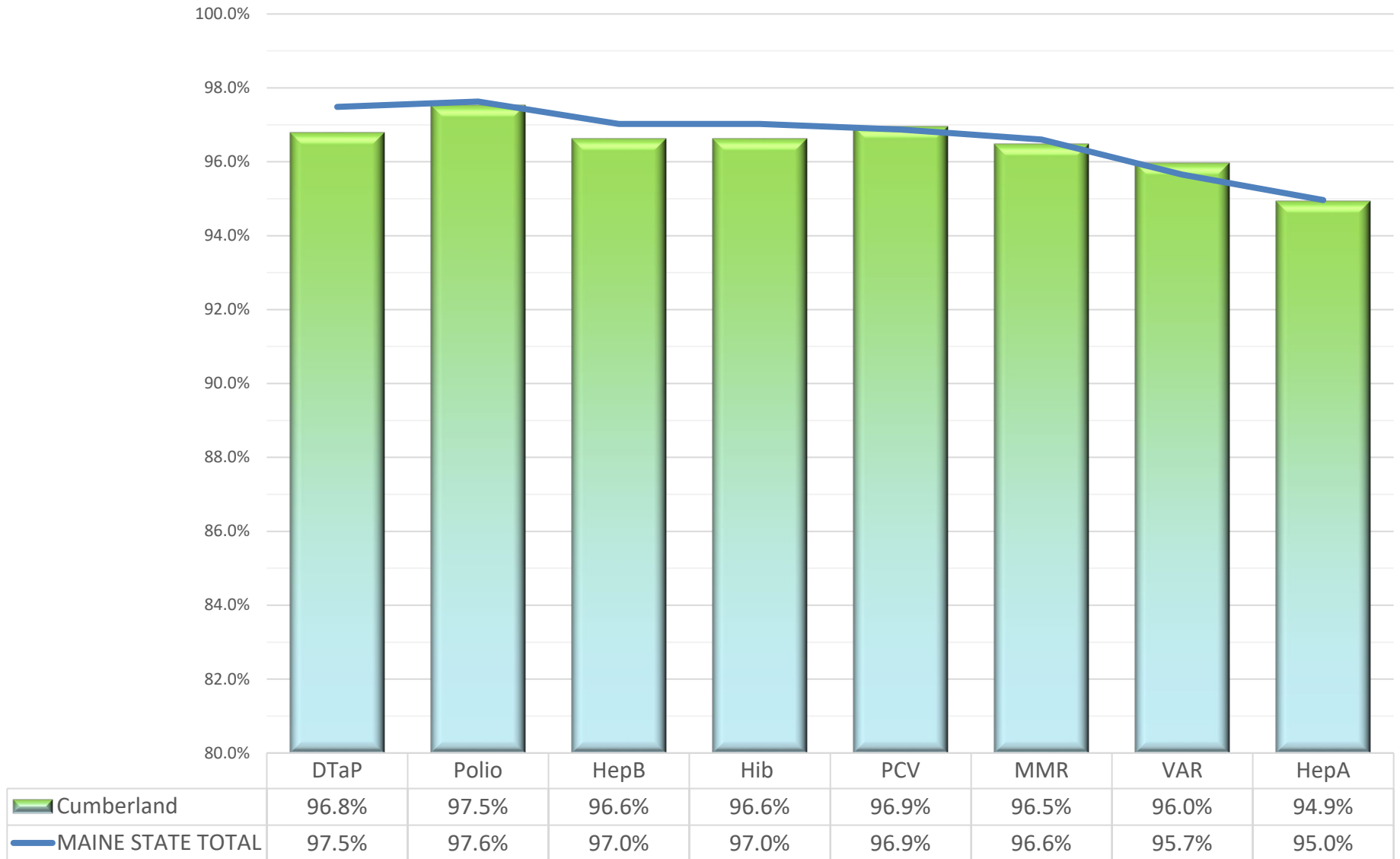


Figure 5: 2022 Child Care Immunization Rates for Franklin County

Childcare Facility Immunization Coverage Levels with Individual Vaccines, Franklin County, 2022

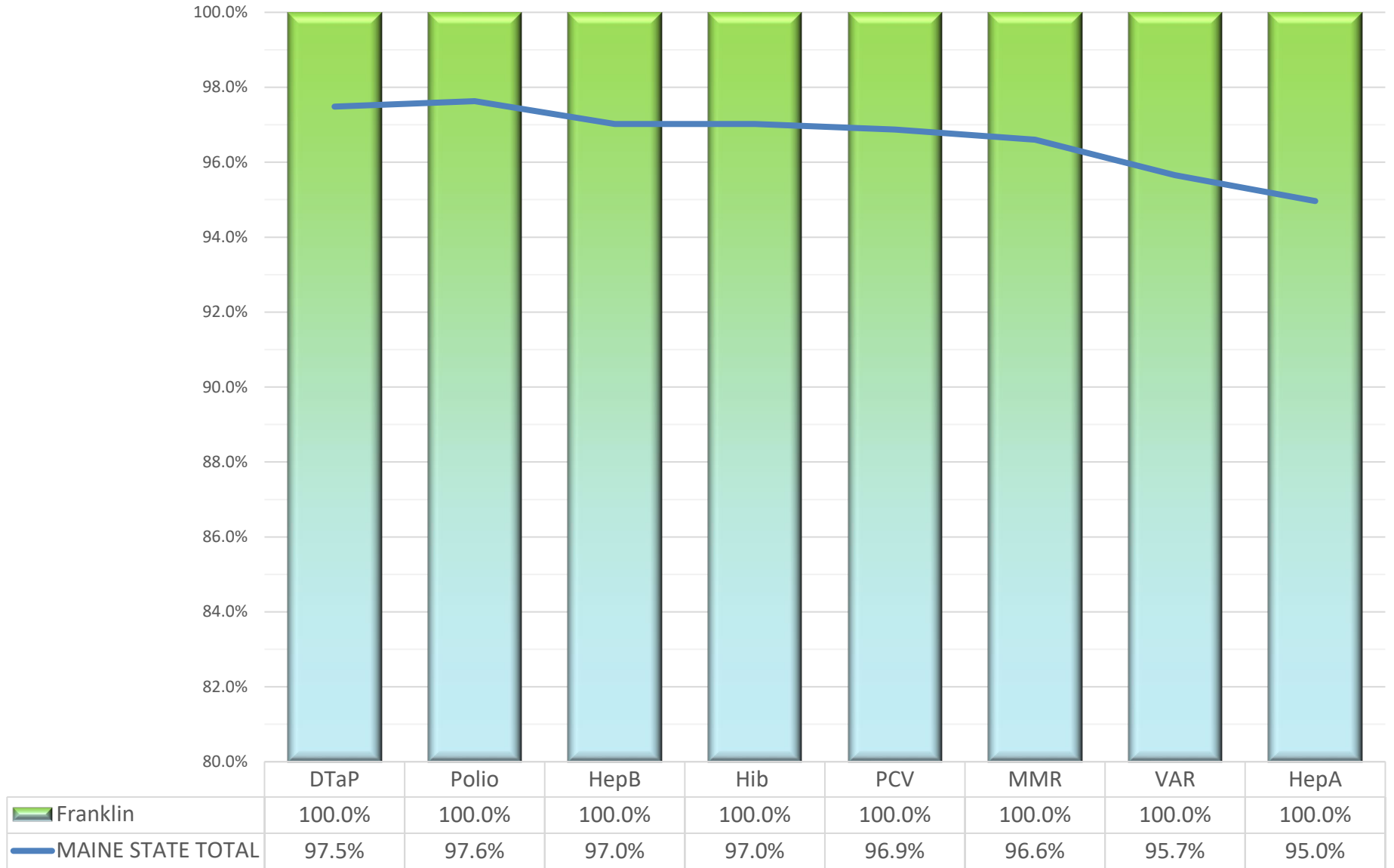


Figure 6: 2022 Child Care Immunization Rates for Hancock County

Childcare Facility Immunization Coverage Levels with Individual Vaccines, Hancock County, 2022

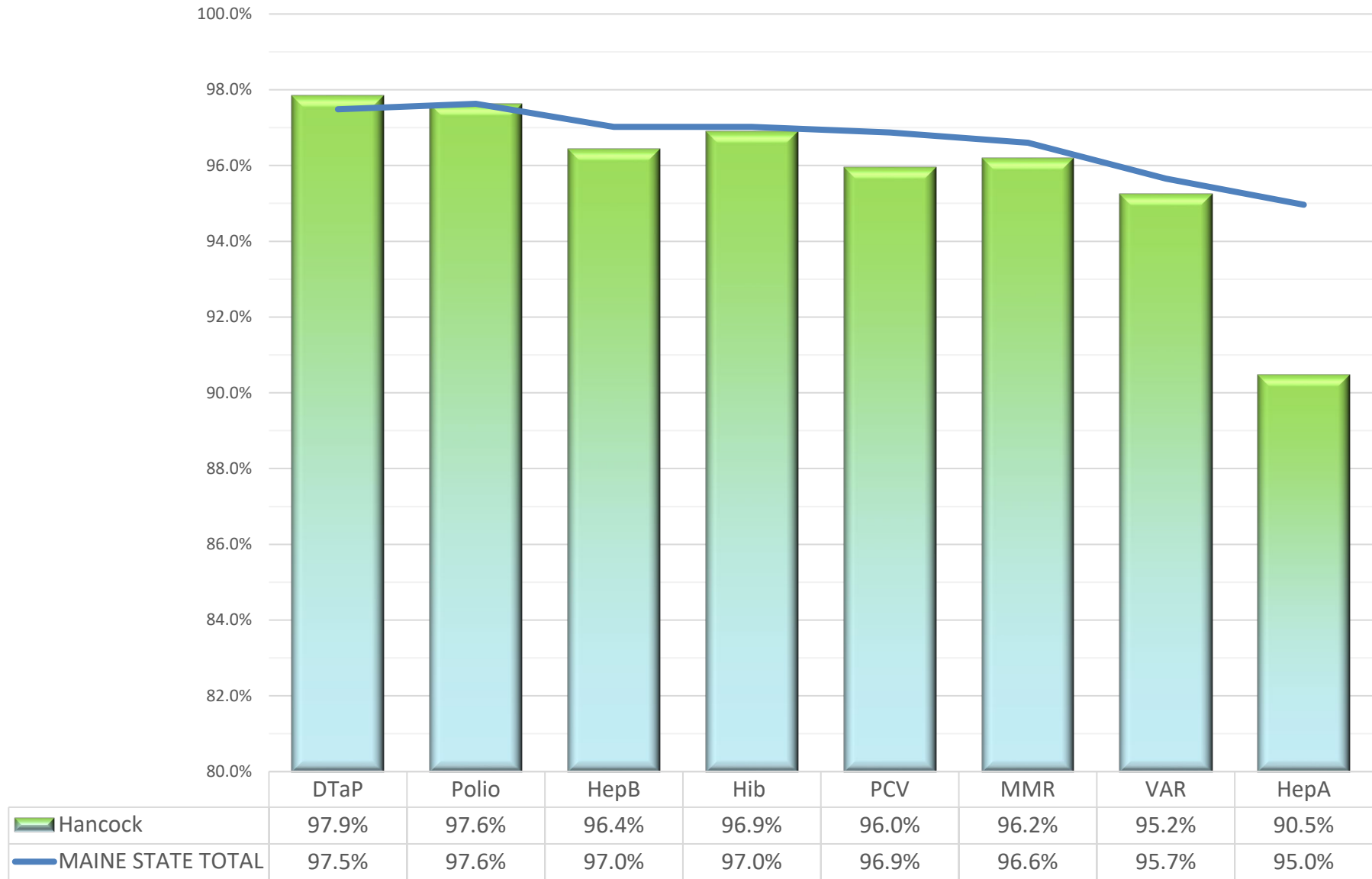


Figure 7: 2022 Child Care Immunization Rates for Kennebec County

Childcare Facility Immunization Coverage Levels with Individual Vaccines, Kennebec County, 2022

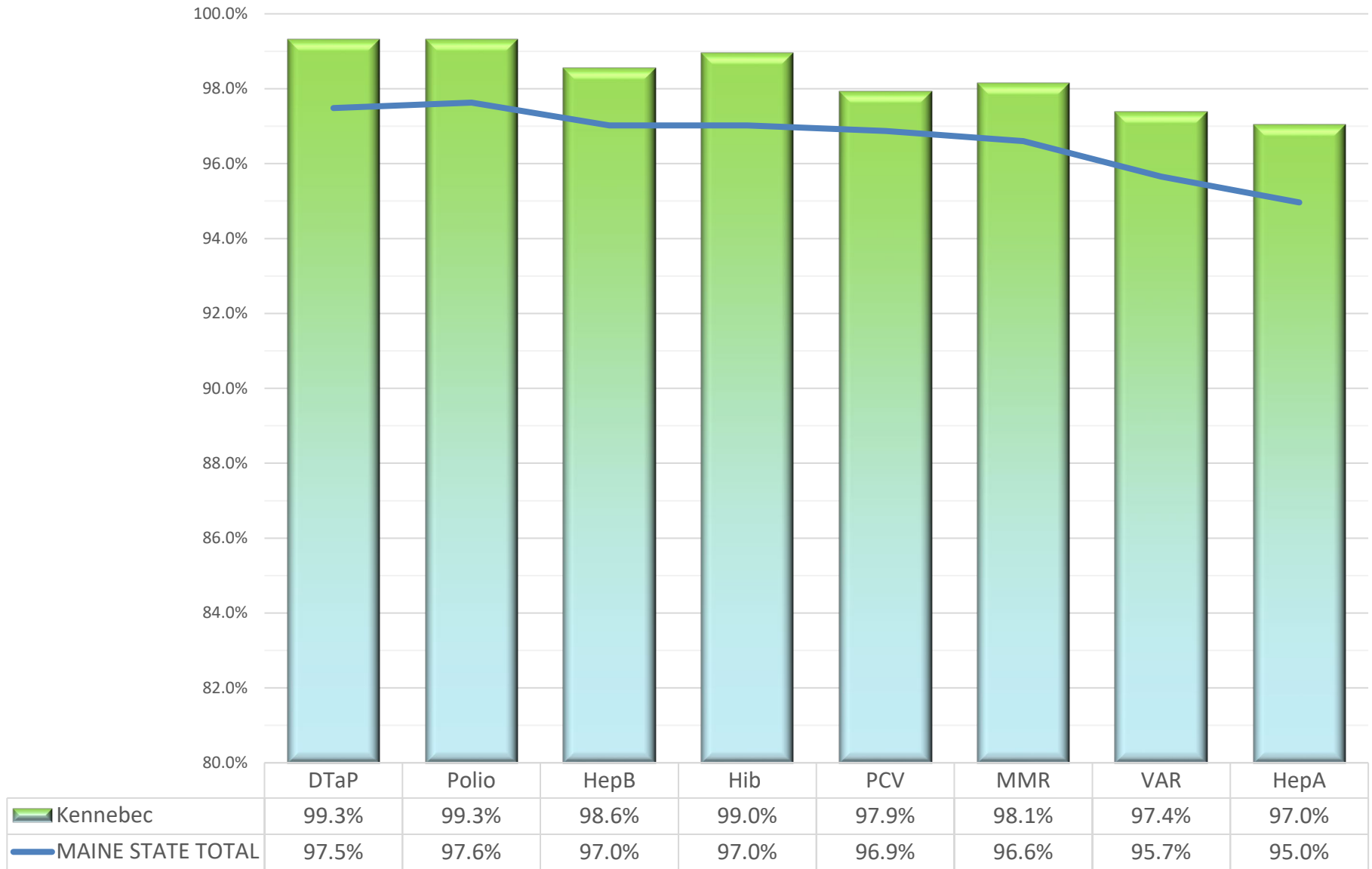


Figure 8: 2022 Child Care Immunization Rates for Knox County

Childcare Facility Immunization Coverage Levels with Individual Vaccines, Knox County, 2022

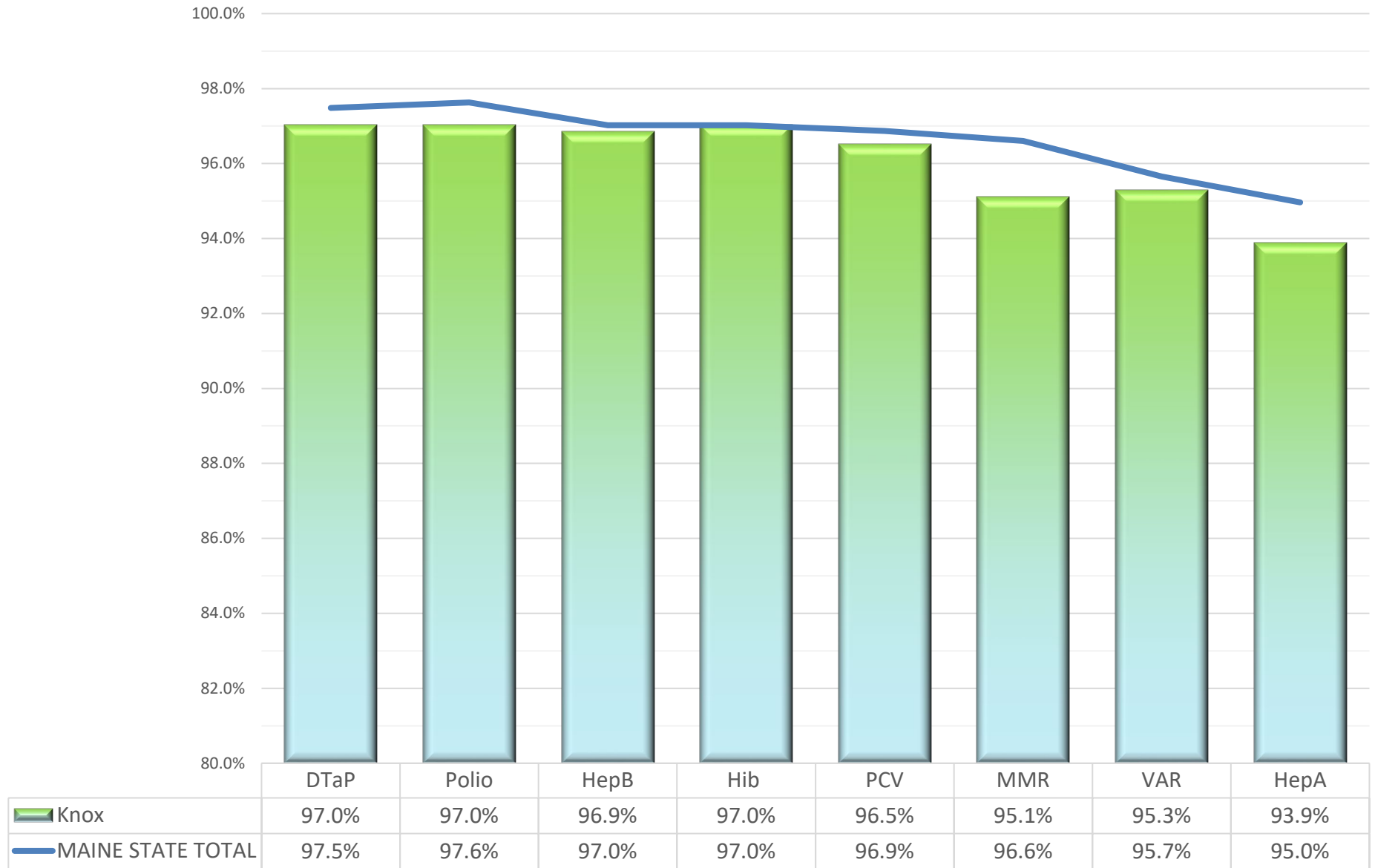


Figure 9: 2022 Child Care Immunization Rates for Lincoln County

Childcare Facility Immunization Coverage Levels with Individual Vaccines, Lincoln County, 2022

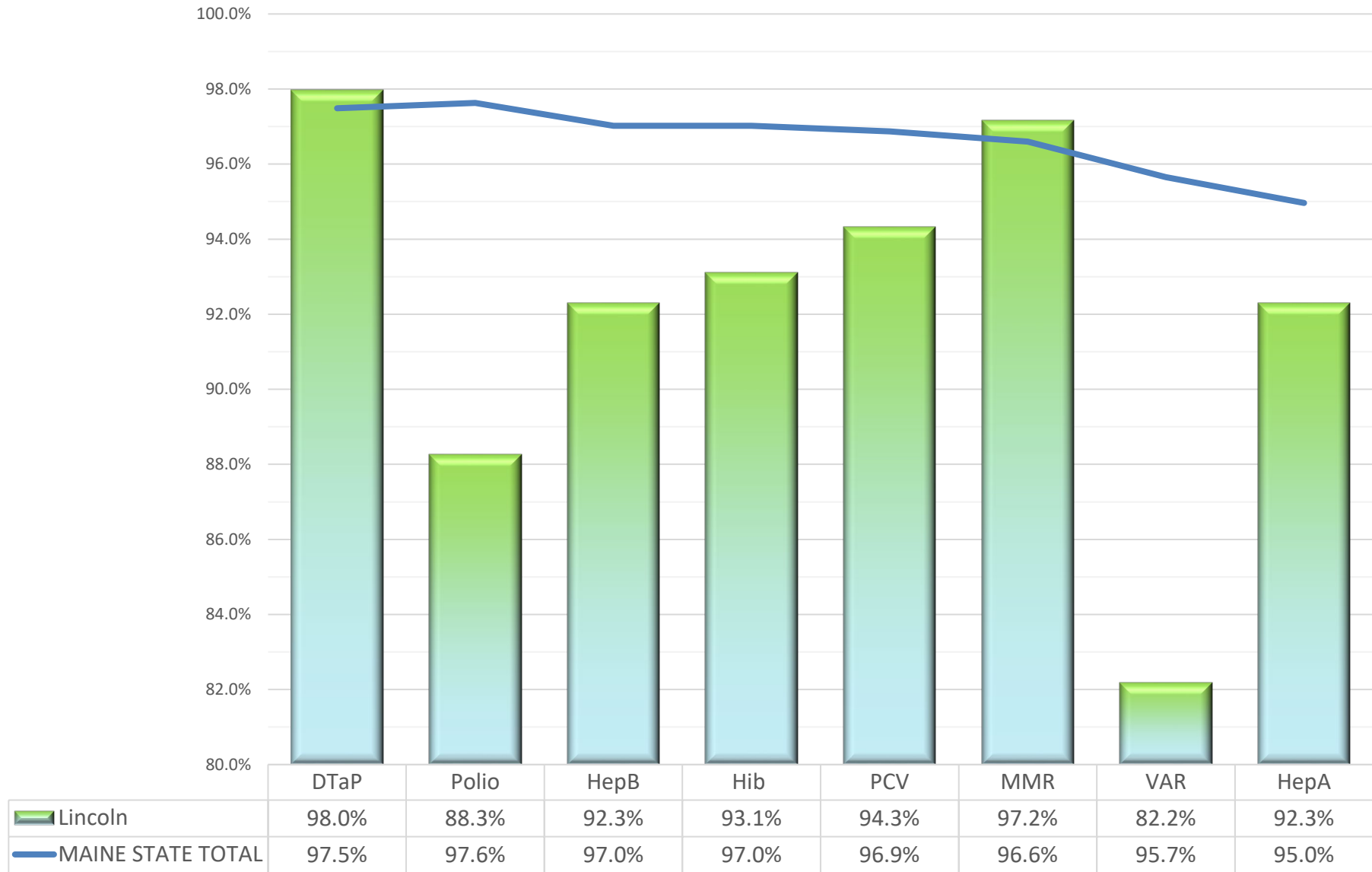


Figure 10: 2022 Child Care Immunization Rates for Oxford County

Childcare Facility Immunization Coverage Levels with Individual Vaccines - Oxford County, 2022

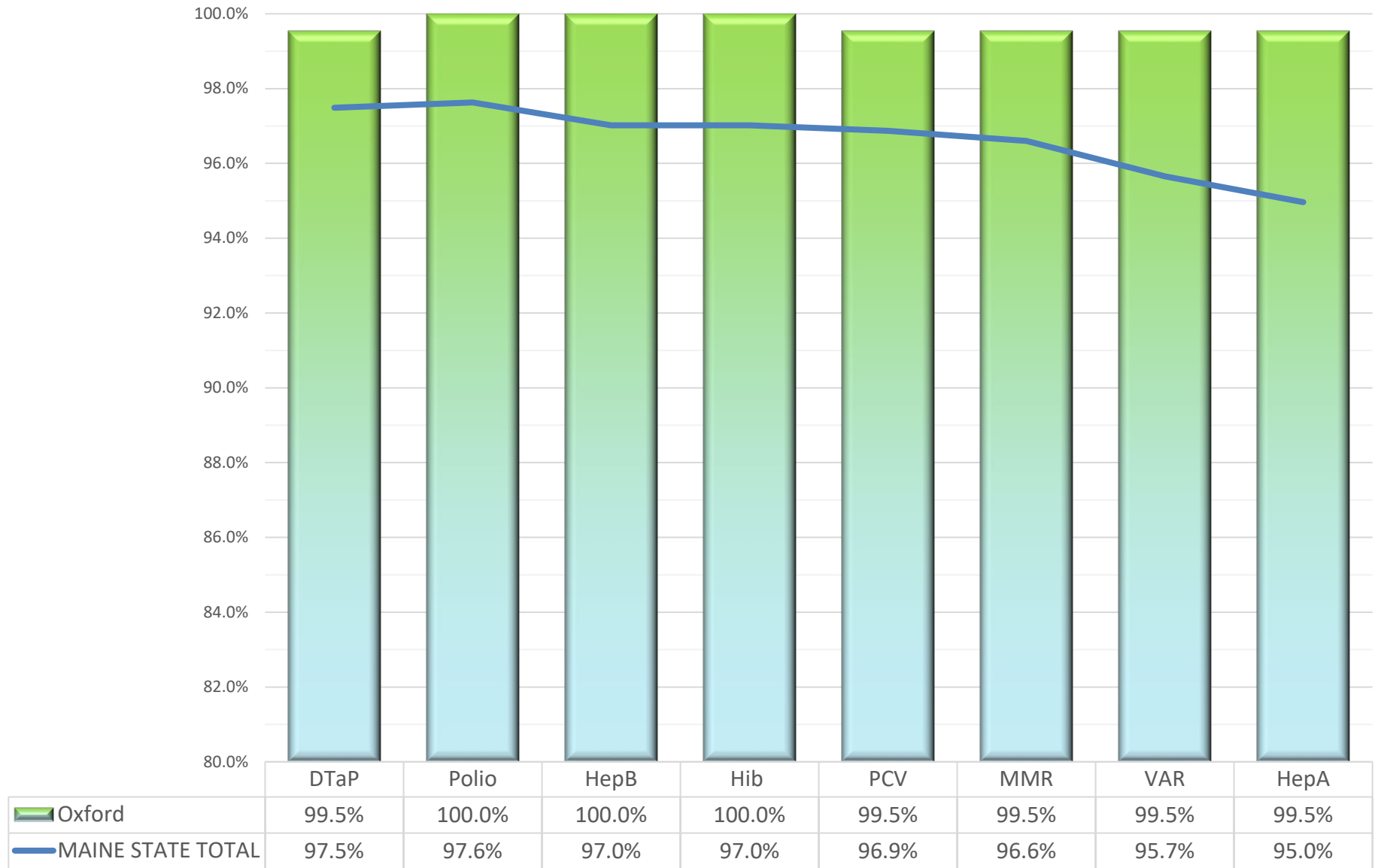


Figure 11: 2022 Child Care Immunization Rates for Penobscot County

Childcare Facility Immunization Coverage Levels with Individual Vaccines - Penobscot County, 2022

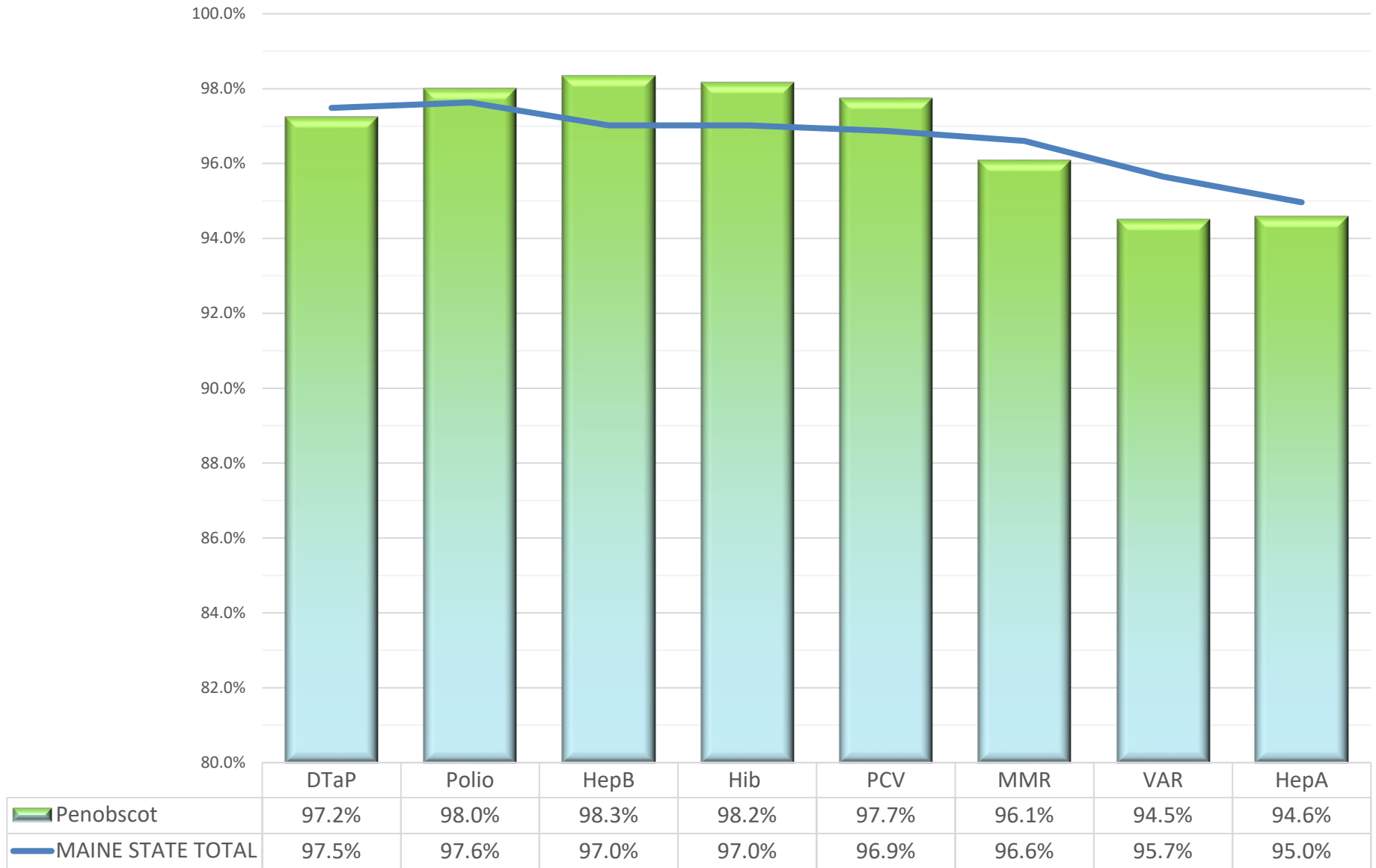


Figure 12: 2022 Child Care Immunization Rates for Piscataquis County

Childcare Facility Immunization Coverage Levels with Individual Vaccines - Piscataquis County, 2022

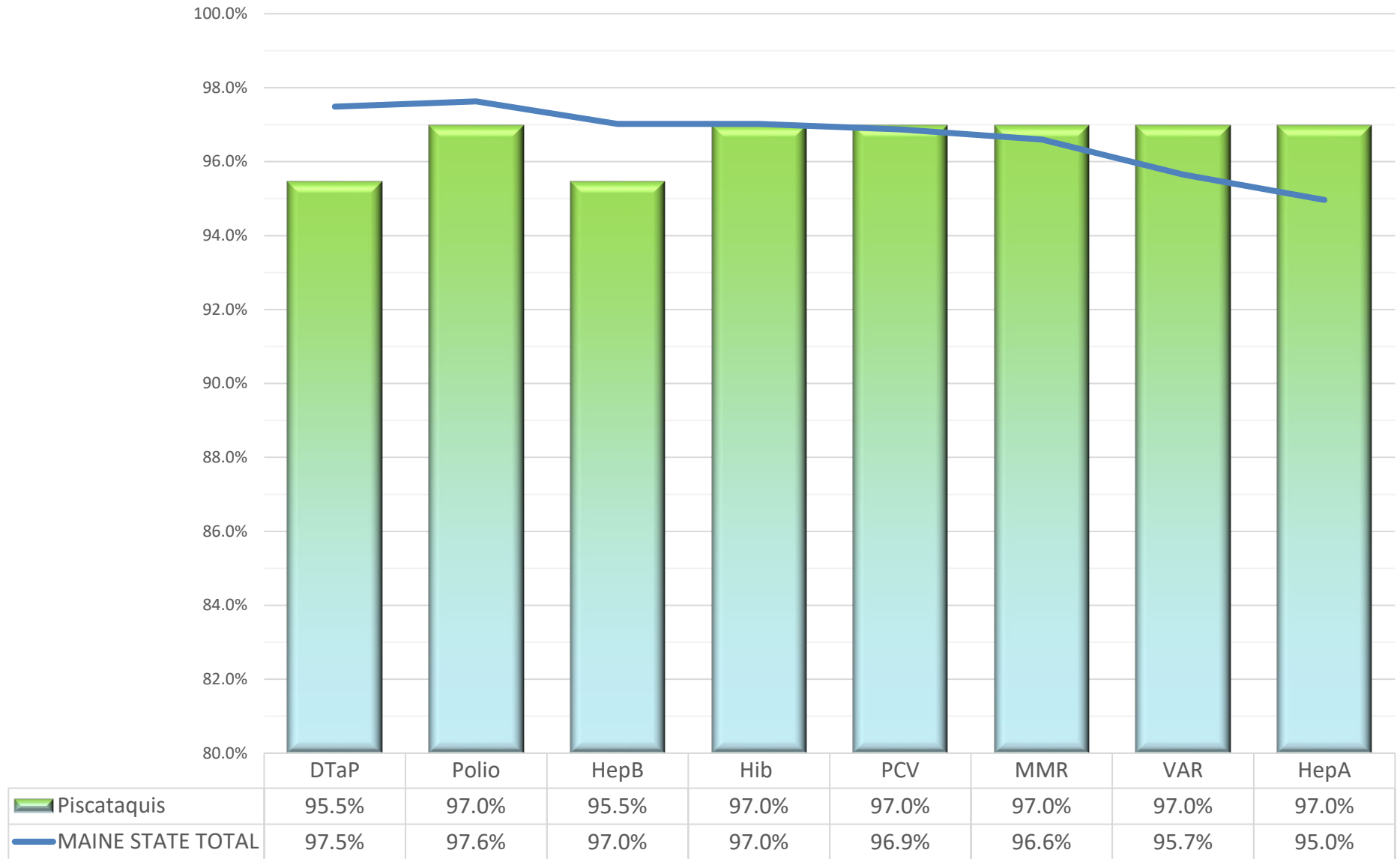


Figure 13: 2022 Child Care Immunization Rates for Sagadahoc County

Childcare Facility Immunization Coverage Levels with Individual Vaccines - Sagadahoc County, 2022

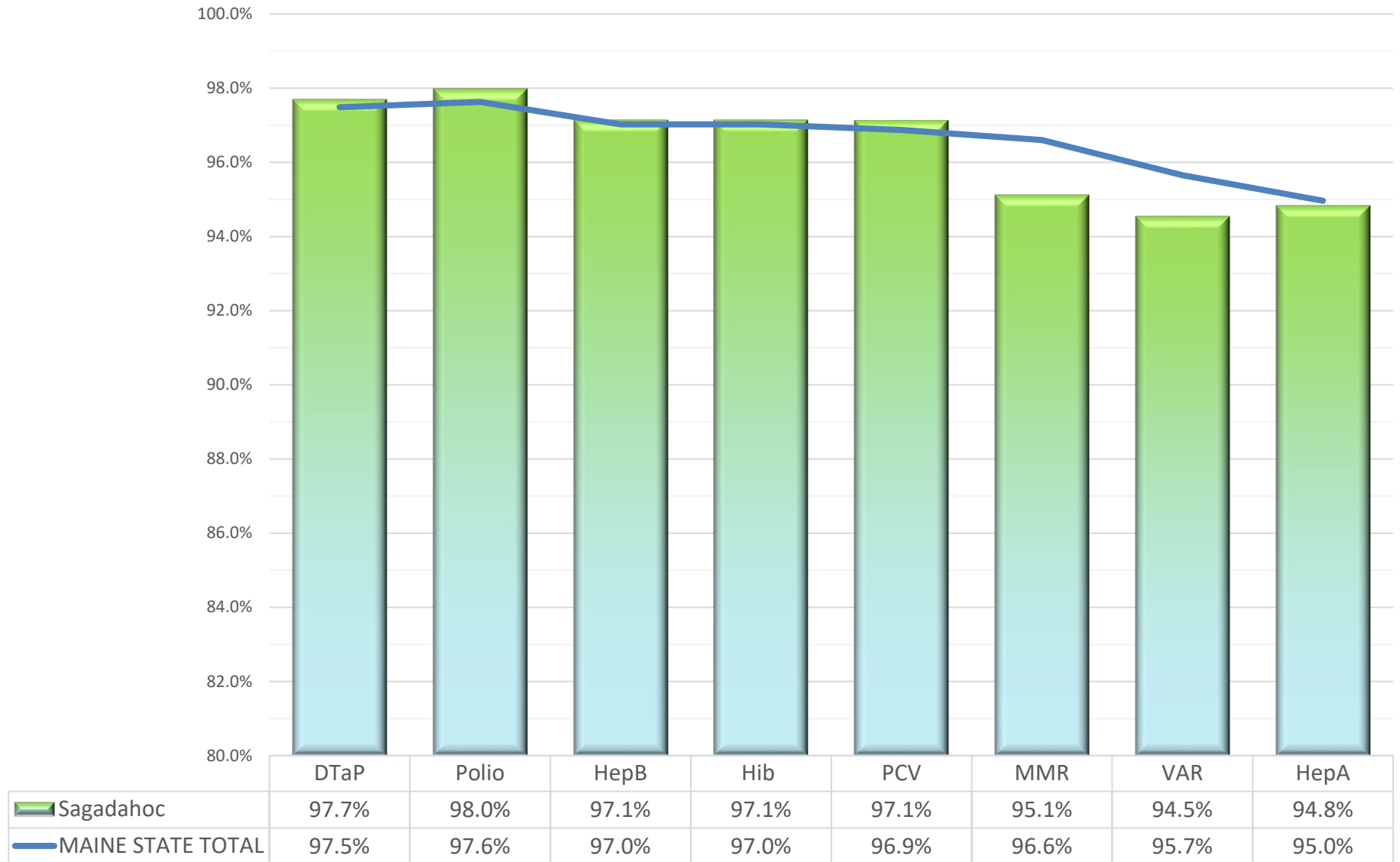


Figure 14: 2022 Child Care Immunization Rates for Somerset County

Childcare Facility Immunization Coverage Levels with Individual Vaccines - Somerset County, 2022

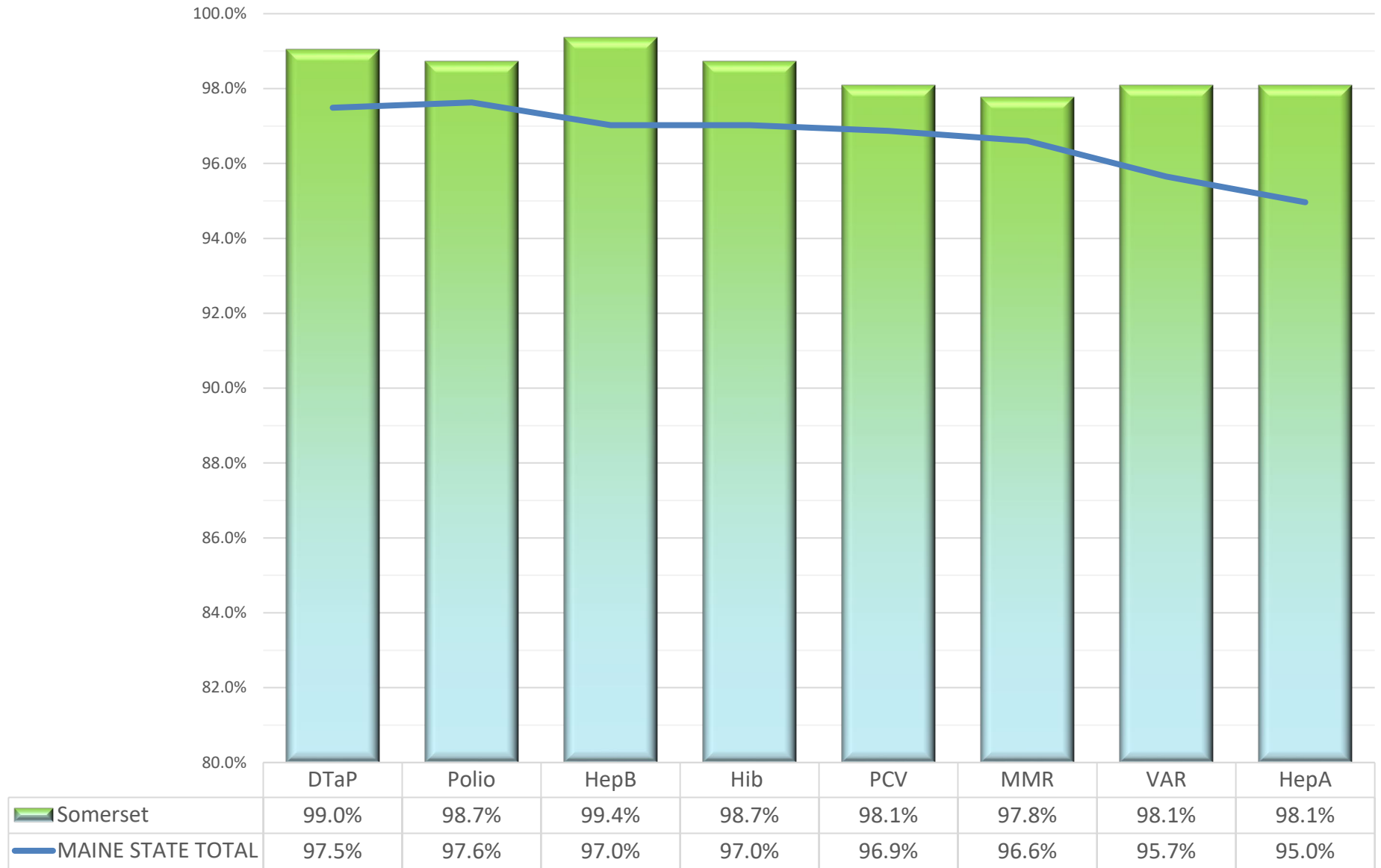


Figure 15: 2022 Child Care Immunization Rates for Waldo County

Childcare Facility Immunization Coverage Levels with Individual Vaccines - Waldo County, 2022

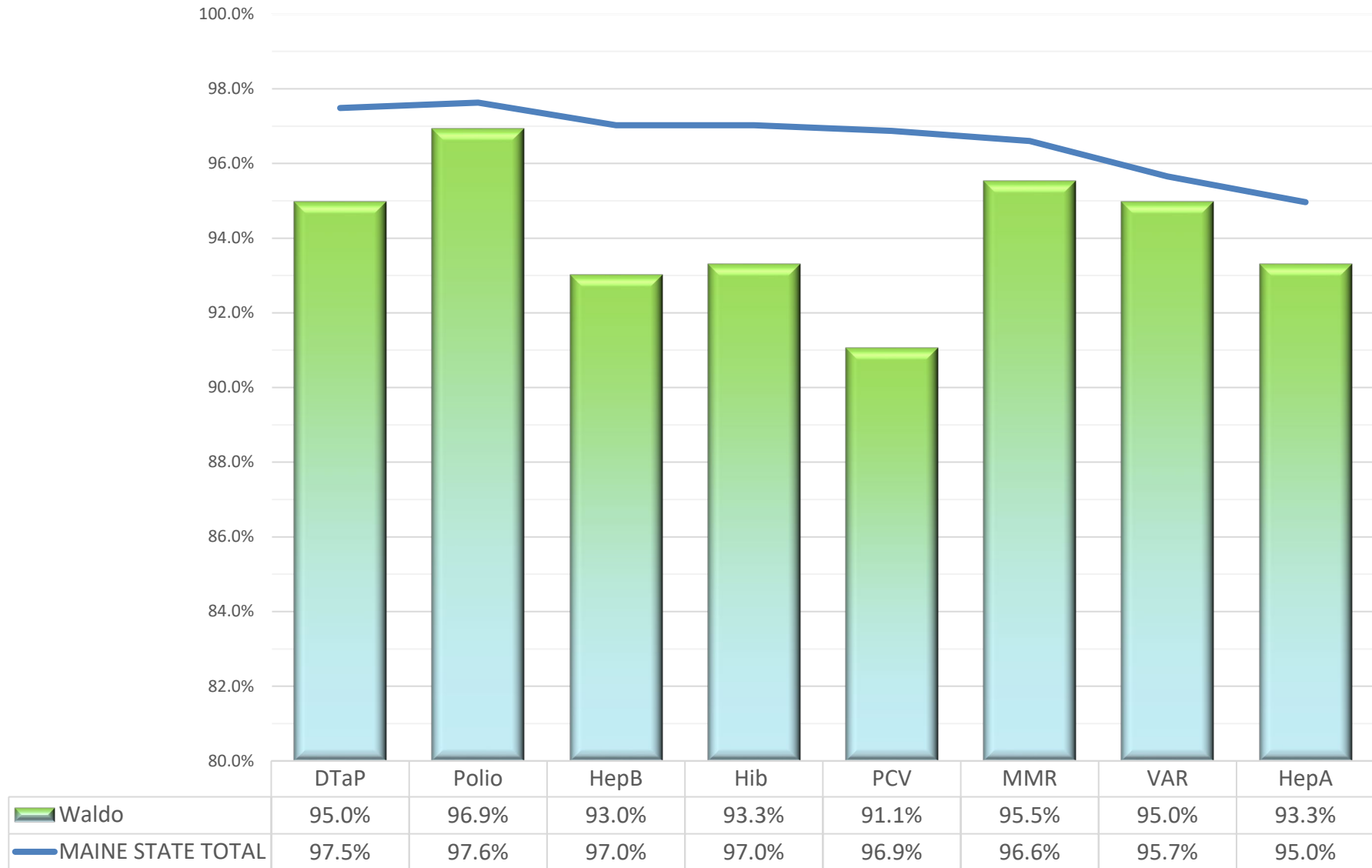


Figure 16: 2022 Child Care Immunization Rates for Washington County

Childcare Facility Immunization Coverage Levels with Individual Vaccines - Washington County, 2022

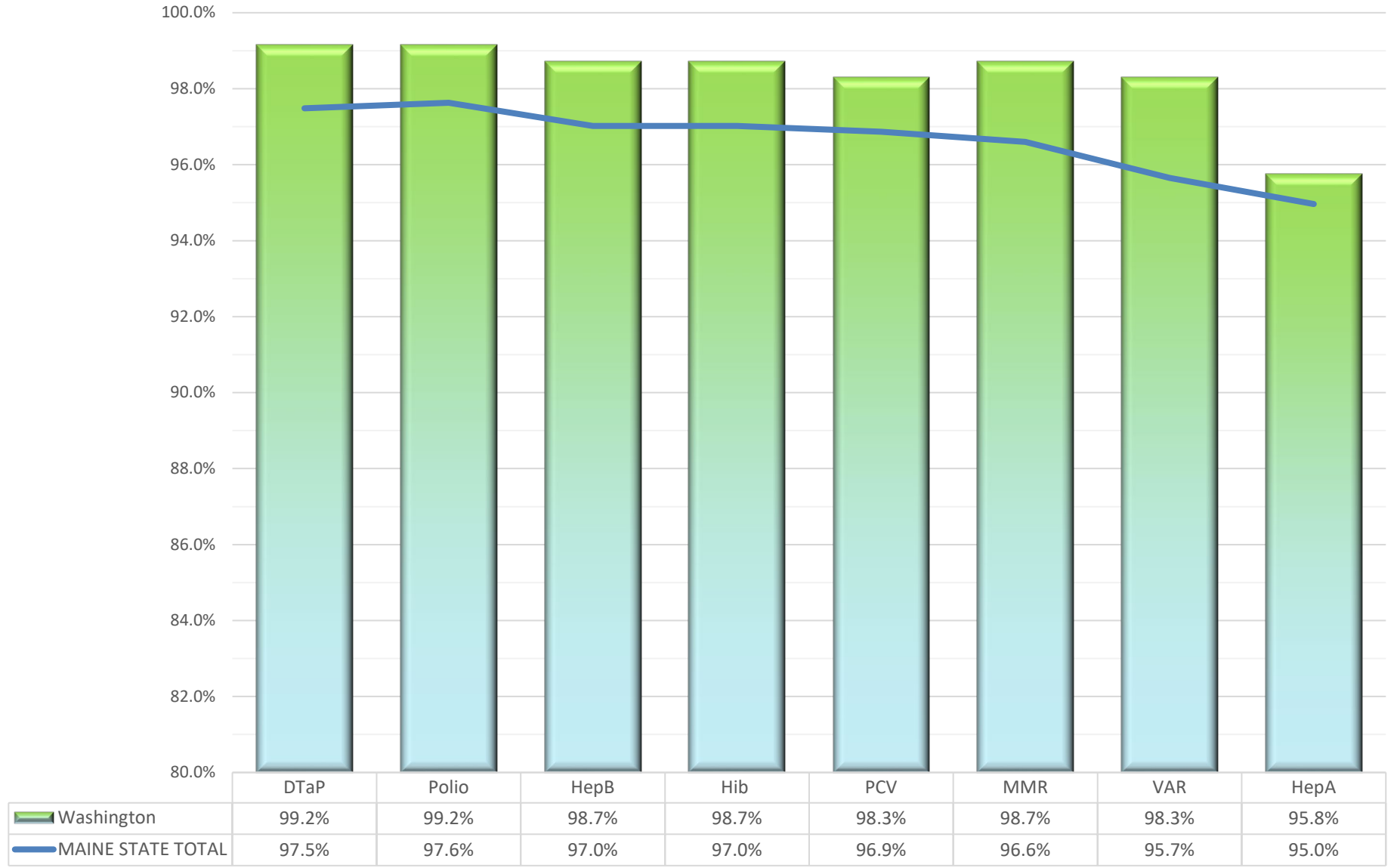


Figure 17: 2022 Child Care Immunization Rates for York County

Childcare Facility Immunization Coverage Levels with Individual Vaccines - York County, 2022

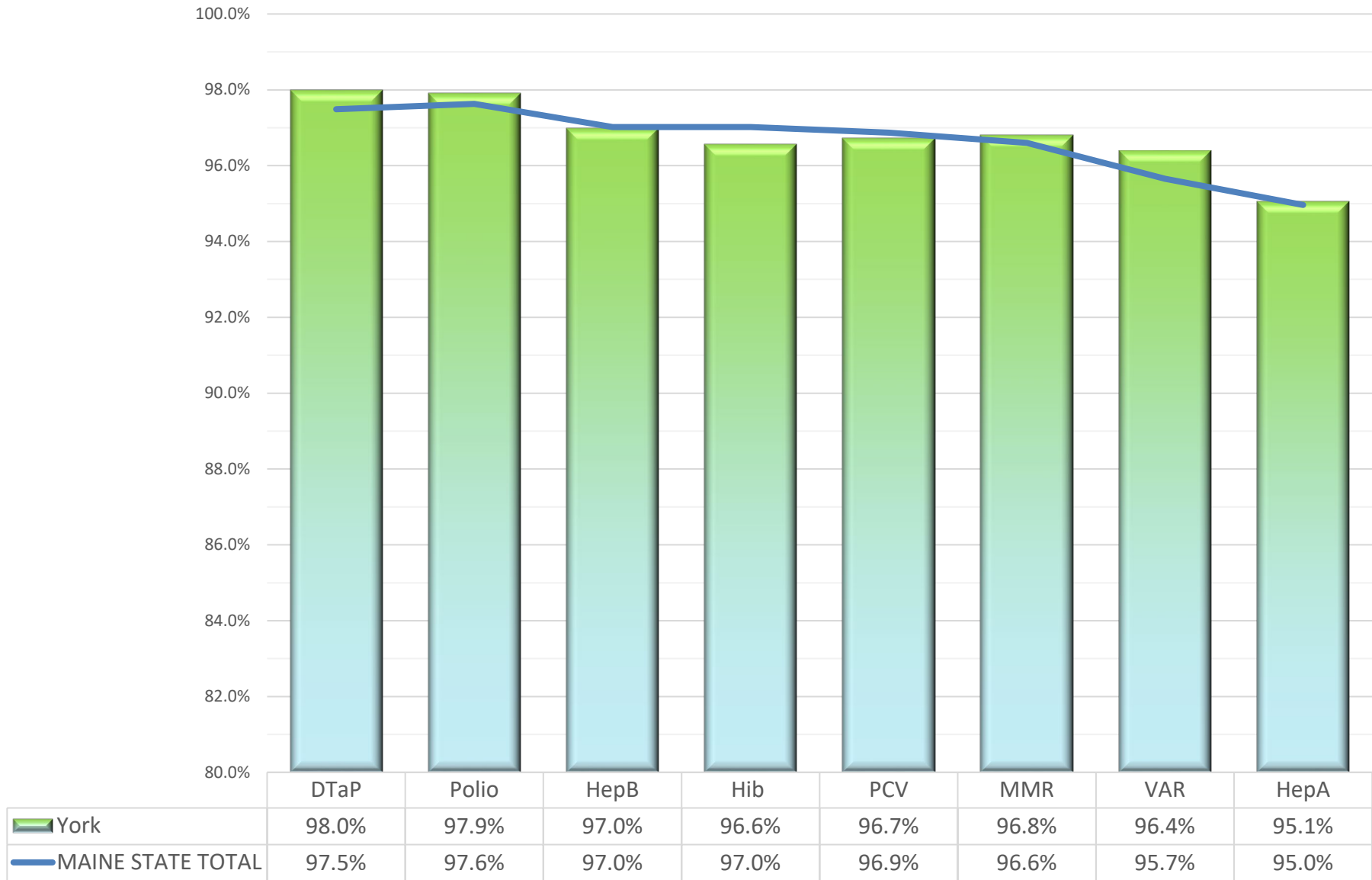


Table 2: 2022 Immunization and Exemption Rates for Child Care Employees by County

Childcare Facility Employees Immunization Coverage Levels with Individual Vaccines – State and Counties, 2022			
Counties	Total Employees	Tdap	MMR
STATE	2747	94.6%	92.0%
STATE Medical Exemption Rates	2747	0.2%	0.1%
Androscoggin	223	99.1%	95.1%
Aroostook	127	99.2%	96.1%
Cumberland	726	94.6%	94.4%
Franklin	11	100.0%	90.9%
Hancock	125	84.0%	80.8%
Kennebec	298	99.7%	98.7%
Knox	143	95.8%	93.0%
Lincoln	143	95.1%	93.0%
Oxford	41	100.0%	87.8%
Penobscot	368	95.7%	93.2%
Piscataquis	16	87.5%	81.3%
Sagadahoc	81	66.7%	69.1%
Somerset	66	98.5%	97.0%
Waldo	91	95.6%	91.2%
Washington	92	90.2%	82.6%
York	258	93.0%	85.3%

Figure 18: 2022 Child Care Employee Immunization Rates for York County

Childcare Facility Employees Immunization Coverage Levels with Individual Vaccines - by County, 2022



■ Tdap ■ MMR — Total Employees